

# Teachings of Bahá'u'lláh: Oneness of Religion

## Activity Worksheet 1

Name: \_\_\_\_\_

Date: \_\_\_\_\_

Bahá'ís believe that the universe was created by just one God and that all the religions have been sent by this same God.

INSTRUCTIONS: Find out which religion each symbol represents. Write the name of the religion under its symbol and colour in the symbol.

Buddhism - yellow

Judaism - blue

Taoism - black and white

Islam - green

Christianity - brown

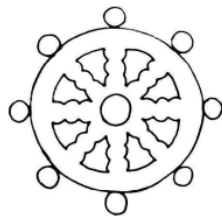
Bahá'í Faith - purple

Sikhism - orange


Hinduism - red




\_\_\_\_\_



\_\_\_\_\_



\_\_\_\_\_



\_\_\_\_\_




\_\_\_\_\_



\_\_\_\_\_




\_\_\_\_\_



\_\_\_\_\_

Lesson self-assessment: 😞 😐 😊



# Teachings of Bahá'u'lláh: One Human Family

## Activity Worksheet 2




Name:


Date:

Bahá'u'lláh gave many beautiful examples of unity (togetherness) to show how we are one human family. Illustrate the examples below and add one of your own to show how we are a part of a greater whole.

We are *the fruits of one tree*





*the leaves of one branch*




*We are all...*

*the flowers of one garden*



Lesson self-assessment: 😞 😐 😊



# Teachings of Bahá'u'lláh: Oneness of Religion

## Activity Worksheet 1 – ANSWER SHEET FOR TEACHER

Name: \_\_\_\_\_

Date: \_\_\_\_\_

Bahá'ís believe that the universe was created by just one God and that all the religions have been sent by this same God.

INSTRUCTIONS: Find out which religion each symbol represents. Write the name of the religion under its symbol and colour in the symbol.

Buddhism – yellow

Judaism – blue

Taoism – black and white

Islam – green

Christianity – brown


Bahá'í Faith – purple

Sikhism – orange


Hinduism – red



Hinduism



Buddhism



Christianity



Bahá'í Faith




Sikhism




Taoism



Judaism



Islam



Teachings of Bahá'u'lláh: One Human Family  
Activity Worksheet 2 – INSTRUCTIONS FOR TEACHER



Name:

Date:

After the children have drawn a picture in the first 3 boxes, encourage them to come up with their own metaphors for unity in the last box.

Ask them to complete the sentence "We are all..."

For example:

We are all...

the sprinkles of one doughnut.

the books in one library.

the stars in the night sky.

the bricks of one building.

the clouds in one sky.

Have fun letting the children come up with their own examples.

